


TECHNICAL SPECIFICATIONS

Capacity:	40.000 mAh (148Wh)
Battery:	Lithium-polymer
Dimensions:	18 x 15 x 2,5 cm
Weight:	1.144 g
Life span:	More than 800 charge cycles
Charge with:	Enclosed charger (DC input: 19V 2A) Charging time: about 4 hours 19V Mobisun solar panel
Outputs:	USB Type-C output: 5V/9V/12V 3A (max) USB output 1: 5V/9V/12V 3A (max) USB output 2: 5V/9V/12V 3A (max) DC output: 5V/8.4V/9V 3A (max) - 12V/16V/20V 4.7A (max)
Package contents:	1 x 40.000 mAh Mobisun laptop power bank 1 x cover laptop power bank 1 x 220V charger 1 x 3-in-1 USB Cable 2 x MacBook cable (MagSafe 1 and MagSafe 2) 1 x DC cable 28 x laptop adapters for DC cable 1 x manual
Certifications:	
Maintenance:	- keep away from moisture, heat and direct sunlight - do not drop, bump or pierce - recharge the power bank at least every three months when not in use

USE CASES

- MacBook
- MacBook Pro
- Laptop (up to 94 Watts)
- Digital camera
- Projector
- PlayStation Portable
- Wireless router
- Tablet
- Smartphone
- USB-light
- Other USB Devices



5V light:
30+ hours



Charge smartphone:
15+ times



Charge tablet:
6+ times



Charge laptop:
2+ times



Avoid exposure to water



Keep away from children



Laptop power bank

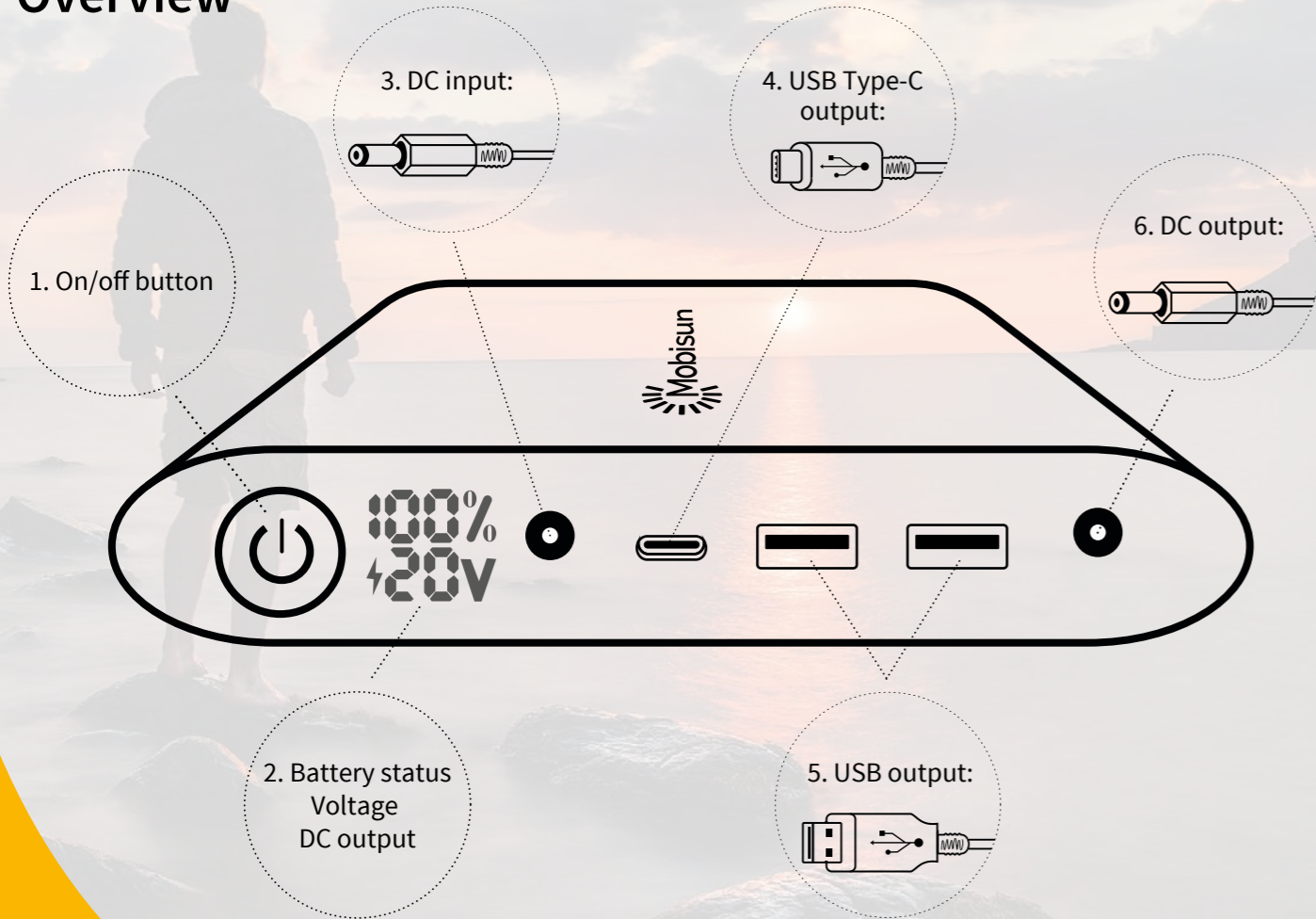
User manual

Laptop power bank

User manual



Overview



Use

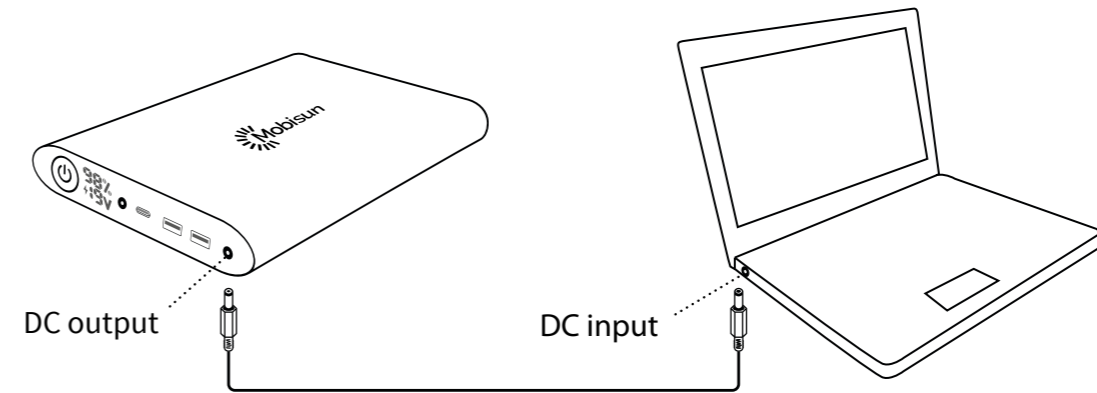

Activate the power bank by pressing the on/off button for 2 seconds. The power bank is activated when the battery status is visible.

The power bank automatically shuts off after 60 seconds when not in use.

Laptop

Turn on the power bank and continuously press 2 times on the on/off button to select the correct voltage for your laptop. Check the manual of your laptop for the correct voltage.

Use the supplied DC cable and one of the adapters to connect the DC output of the power bank to the DC input of the laptop.



USB- and USB Type-C devices

Turn on the power bank and use a USB or USB Type-C cable to charge devices (such as smartphones, tablets, etc.). During use, the display shows the current battery status.

Charge

The power bank can be fully charged in about 4 hours through the enclosed charger. While charging the display shows the current battery status. The power bank can also be charged by a 19V Mobisun solar panel.

